

Abstract Syntax Trees & Top-Down Parsing

Review of Parsing

- Given a language $L(G)$, a parser consumes a sequence of tokens s and produces a parse tree
- Issues:
 - How do we recognize that $s \in L(G)$?
 - A parse tree of s describes how $s \in L(G)$
 - Ambiguity: more than one parse tree (possible interpretation) for some string s
 - Error: no parse tree for some string s
 - How do we construct the parse tree?

2

Abstract Syntax Trees

- So far, a parser traces the derivation of a sequence of tokens
- The rest of the compiler needs a structural representation of the program
- Abstract syntax trees
 - Like parse trees but ignore some details
 - Abbreviated as AST

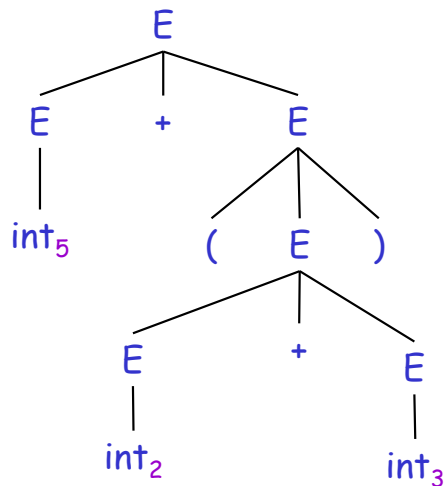
3

Abstract Syntax Trees (Cont.)

- Consider the grammar
$$E \rightarrow \text{int} \mid (E) \mid E + E$$
- And the string
$$5 + (2 + 3)$$
- After lexical analysis (a list of tokens)
$$\text{int}_5 \text{'+'} \text{'('} \text{int}_2 \text{'+'} \text{int}_3 \text{'}'}$$
- During parsing we build a parse tree ...

4

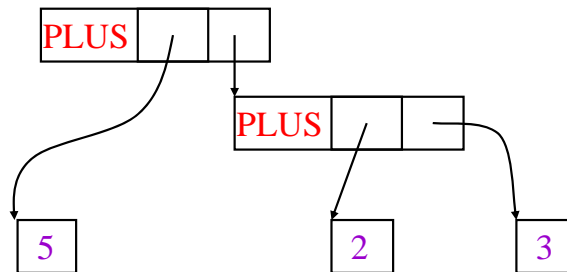
Example of Parse Tree



- Traces the operation of the parser
- Captures the nesting structure
- But too much info
 - Parentheses
 - Single-successor nodes

5

Example of Abstract Syntax Tree



- Also captures the nesting structure
- But abstracts from the concrete syntax
 - ↳ more compact and easier to use
- An important data structure in a compiler

6

Semantic Actions

- This is what we will use to construct ASTs
- Each grammar symbol may have attributes
 - An attribute is a property of a programming language construct
 - For terminal symbols (lexical tokens) attributes can be calculated by the lexer
- Each production may have an action
 - Written as: $X \rightarrow Y_1 \dots Y_n \quad \{\text{action}\}$
 - That can refer to or compute symbol attributes

7

Semantic Actions: An Example

- Consider the grammar
$$E \rightarrow \text{int} \mid E + E \mid (E)$$
- For each symbol X define an attribute $X.\text{val}$
 - For terminals, val is the associated lexeme
 - For non-terminals, val is the expression's value (which is computed from values of subexpressions)
- We annotate the grammar with actions:
$$\begin{array}{ll} E \rightarrow \text{int} & \{ E.\text{val} = \text{int}.\text{val} \} \\ \mid E_1 + E_2 & \{ E.\text{val} = E_1.\text{val} + E_2.\text{val} \} \\ \mid (E_1) & \{ E.\text{val} = E_1.\text{val} \} \end{array}$$

8

Semantic Actions: An Example (Cont.)

- String: $5 + (2 + 3)$
- Tokens: $\text{int}_5 \text{ '+' ' (' int}_2 \text{ '+' int}_3 \text{ ')'$

Productions

$$E \rightarrow E_1 + E_2$$

$$E_1 \rightarrow \text{int}_5$$

$$E_2 \rightarrow (E_3)$$

$$E_3 \rightarrow E_4 + E_5$$

$$E_4 \rightarrow \text{int}_2$$

$$E_5 \rightarrow \text{int}_3$$

Equations

$$E.\text{val} = E_1.\text{val} + E_2.\text{val}$$

$$E_1.\text{val} = \text{int}_5.\text{val} = 5$$

$$E_2.\text{val} = E_3.\text{val}$$

$$E_3.\text{val} = E_4.\text{val} + E_5.\text{val}$$

$$E_4.\text{val} = \text{int}_2.\text{val} = 2$$

$$E_5.\text{val} = \text{int}_3.\text{val} = 3$$

9

Semantic Actions: Dependencies

Semantic actions specify a system of equations

- Order of executing the actions is not specified

• Example:

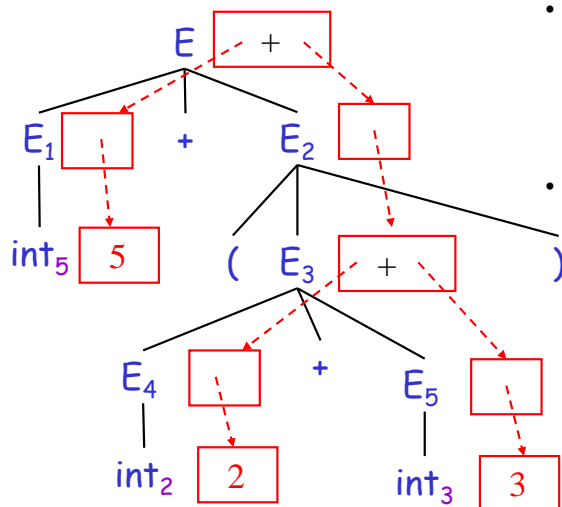
$$E_3.\text{val} = E_4.\text{val} + E_5.\text{val}$$

- Must compute $E_4.\text{val}$ and $E_5.\text{val}$ before $E_3.\text{val}$
- We say that $E_3.\text{val}$ depends on $E_4.\text{val}$ and $E_5.\text{val}$

• The parser must find the order of evaluation

10

Dependency Graph



- Each node labeled with a non-terminal E has one slot for its val attribute
- Note the dependencies

11

Evaluating Attributes

- An attribute must be computed after all its successors in the dependency graph have been computed
 - In the previous example attributes can be computed bottom-up
- Such an order exists when there are no cycles
 - Cyclically defined attributes are not legal

12

Semantic Actions: Notes (Cont.)

- Synthesized attributes
 - Calculated from attributes of descendants in the parse tree
 - $E.val$ is a synthesized attribute
 - Can always be calculated in a bottom-up order
- Grammars with only synthesized attributes are called S-attributed grammars
 - Most frequent kinds of grammars

13

Inherited Attributes

- Another kind of attributes
- Calculated from attributes of the parent node(s) and/or siblings in the parse tree
- Example: a line calculator

14

A Line Calculator

- Each line contains an expression
$$E \rightarrow \text{int} \mid E + E$$
- Each line is terminated with the = sign
$$L \rightarrow E = \mid + E =$$
- In the second form, the value of evaluation of the previous line is used as starting value
- A program is a sequence of lines
$$P \rightarrow \varepsilon \mid PL$$

15

Attributes for the Line Calculator

- Each E has a synthesized attribute val
 - Calculated as before
- Each L has a synthesized attribute val
$$L \rightarrow E = \quad \{ L.val = E.val \}$$
$$\mid + E = \quad \{ L.val = E.val + L.prev \}$$
- We need the value of the previous line
- We use an inherited attribute $L.prev$

16

Attributes for the Line Calculator (Cont.)

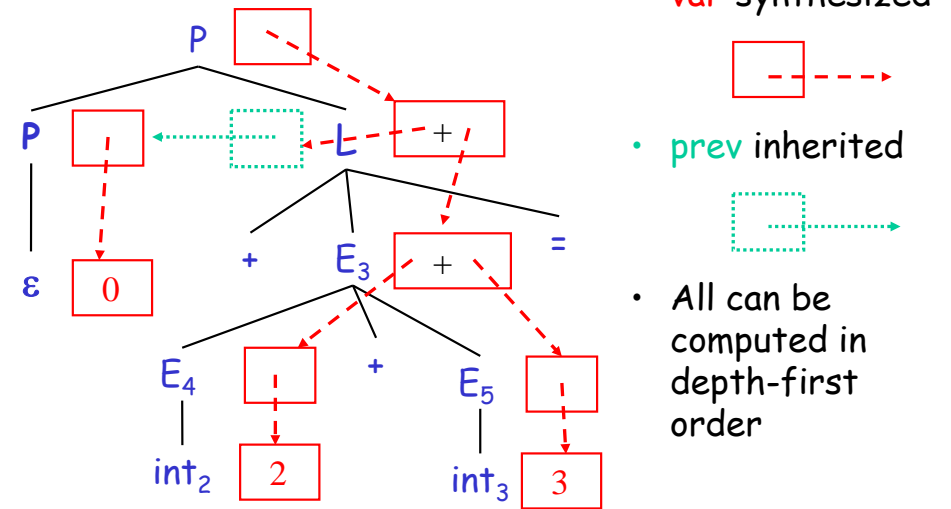
- Each P has a synthesized attribute val
 - The value of its last line

$$P \rightarrow \varepsilon \quad \{ P.val = 0 \}$$

$$| P_1 L \quad \{ P.val = L.val; \\ L.prev = P_1.val \}$$
- Each L has an inherited attribute $prev$
 - $L.prev$ is inherited from sibling $P_1.val$
- Example ...

17

Example of Inherited Attributes



18

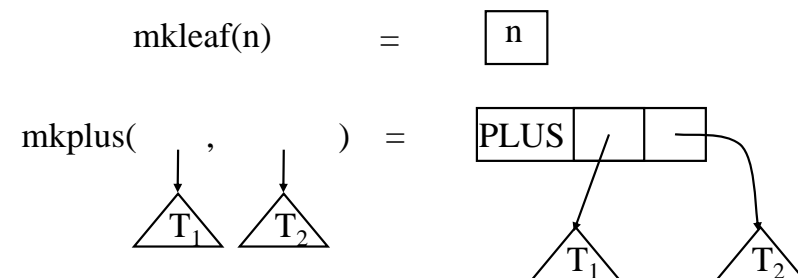
Semantic Actions: Notes (Cont.)

- Semantic actions can be used to build ASTs
- And many other things as well
 - Also used for type checking, code generation, ...
- Process is called syntax-directed translation
 - Substantial generalization over CFGs

19

Constructing an AST

- We first define the AST data type
- Consider an abstract tree type with two constructors:



20

Constructing a Parse Tree

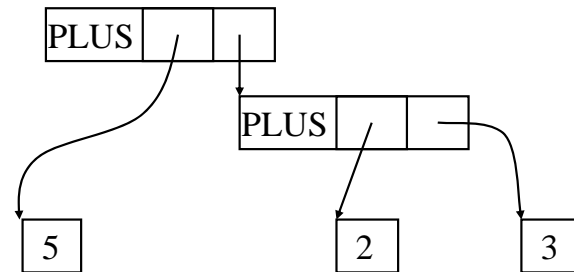
- We define a synthesized attribute **ast**
 - Values of **ast** values are ASTs
 - We assume that **int.lexval** is the value of the integer lexeme
 - Computed using semantic actions

$E \rightarrow \text{int}$ { $E.\text{ast} = \text{mkleaf}(\text{int.lexval})$ }
| $E_1 + E_2$ { $E.\text{ast} = \text{mkplus}(E_1.\text{ast}, E_2.\text{ast})$ }
| (E_1) { $E.\text{ast} = E_1.\text{ast}$ }

21

Parse Tree Example

- Consider the string $\text{int}_5 '+' (' \text{int}_2 '+' \text{int}_3 ')$
- A bottom-up evaluation of the **ast** attribute:
 $E.\text{ast} = \text{mkplus}(\text{mkleaf}(5),$
 $\text{mkplus}(\text{mkleaf}(2), \text{mkleaf}(3))$



22

Review of Abstract Syntax Trees

- We can specify language syntax using CFG
- A parser will answer whether $s \in L(G)$
- ... and will build a parse tree
- ... which we convert to an AST
- ... and pass on to the rest of the compiler

- Next two & a half lectures:
 - How do we answer $s \in L(G)$ and build a parse tree?
- After that: from AST to assembly language

23

Second-Half of Lecture 5: Outline

- Implementation of parsers
- Two approaches
 - Top-down
 - Bottom-up
- Today: Top-Down
 - Easier to understand and program manually
- Then: Bottom-Up
 - More powerful and used by most parser generators

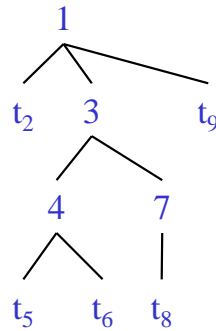
24

Introduction to Top-Down Parsing

- Terminals are seen in order of appearance in the token stream:

$t_2 \ t_5 \ t_6 \ t_8 \ t_9$

- The parse tree is constructed
 - From the top
 - From left to right



25

Recursive Descent Parsing

- Consider the grammar

$$E \rightarrow T + E \mid T$$

$$T \rightarrow \text{int} \mid \text{int} * T \mid (E)$$
- Token stream is: $\text{int}_5 * \text{int}_2$
- Start with top-level non-terminal E
- Try the rules for E in order

26

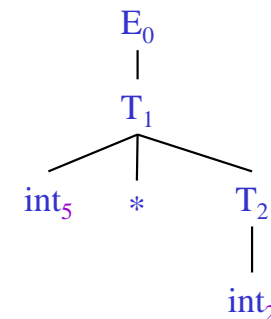
Recursive Descent Parsing. Example (Cont.)

- Try $E_0 \rightarrow T_1 + E_2$ Token stream: $\text{int}_5 * \text{int}_2$
- Then try a rule for $T_1 \rightarrow (E_3)$
 - But $($ does not match input token int_5
- Try $T_1 \rightarrow \text{int}$. Token matches.
 - But $+$ after T_1 does not match input token $*$
- Try $T_1 \rightarrow \text{int} * T_2$
 - This will match and will consume the two tokens.
 - Try $T_2 \rightarrow \text{int}$ (matches) but $+$ after T_1 will be unmatched
 - Try $T_2 \rightarrow \text{int} * T_3$ but $*$ does not match with end-of-input
- Has exhausted the choices for T
 - Backtrack to choice for E_0 $E \rightarrow T + E \mid T$
 $T \rightarrow (E) \mid \text{int} \mid \text{int} * T$

27

Recursive Descent Parsing. Example (Cont.)

- Try $E_0 \rightarrow T_1$ Token stream: $\text{int}_5 * \text{int}_2$
- Follow same steps as before for T_1
 - And succeed with $T_1 \rightarrow \text{int}_5 * T_2$ and $T_2 \rightarrow \text{int}_2$
 - With the following parse tree



$E \rightarrow T + E \mid T$
 $T \rightarrow (E) \mid \text{int} \mid \text{int} * T$

28

Recursive Descent Parsing. Notes.

- Easy to implement by hand
- Somewhat inefficient (due to backtracking)
- But does not always work ...

29

When Recursive Descent Does Not Work

- Consider a production $S \rightarrow S a$

```
bool S1() { return S() && term(a); }  
bool S() { return S1(); }
```
- $S()$ will get into an infinite loop
- A left-recursive grammar has a non-terminal S
 $S \rightarrow^+ S\alpha$ for some α
- Recursive descent does not work in such cases

30

Elimination of Left Recursion

- Consider the left-recursive grammar
 $S \rightarrow S\alpha \mid \beta$
- S generates all strings starting with a β and followed by any number of α 's
- The grammar can be rewritten using right-recursion
 $S \rightarrow \beta S'$
 $S' \rightarrow \alpha S' \mid \varepsilon$

31

More Elimination of Left-Recursion

- In general
 $S \rightarrow S\alpha_1 \mid \dots \mid S\alpha_n \mid \beta_1 \mid \dots \mid \beta_m$
- All strings derived from S start with one of β_1, \dots, β_m and continue with several instances of $\alpha_1, \dots, \alpha_n$
- Rewrite as
 $S \rightarrow \beta_1 S' \mid \dots \mid \beta_m S'$
 $S' \rightarrow \alpha_1 S' \mid \dots \mid \alpha_n S' \mid \varepsilon$

32

General Left Recursion

- The grammar

$$S \rightarrow A \alpha \mid \delta$$

$$A \rightarrow S \beta$$

is also left-recursive because

$$S \rightarrow^+ S \beta \alpha$$

- This left-recursion can also be eliminated

[See a Compilers book for a general algorithm]

33

Summary of Recursive Descent

- Simple and general parsing strategy
 - Left-recursion must be eliminated first
 - ... but that can be done automatically
- Unpopular because of backtracking
 - Thought to be too inefficient
- In practice, backtracking is eliminated by restricting the grammar

34

Predictive Parsers

- Like recursive-descent but parser can "predict" which production to use
 - By looking at the next few tokens
 - No backtracking
- Predictive parsers accept **LL(k)** grammars
 - **L** means "left-to-right" scan of input
 - **L** means "leftmost derivation"
 - **k** means "predict based on k tokens of lookahead"
- In practice, **LL(1)** is used

35

LL(1) Languages

- In recursive-descent, for each non-terminal and input token there may be a choice of production
- LL(1) means that for each non-terminal and token there is only one production
- Can be specified via 2D tables
 - One dimension for current non-terminal to expand
 - One dimension for next token
 - A table entry contains one production

36

Predictive Parsing and Left Factoring

- Recall the grammar for arithmetic expressions

$$E \rightarrow T + E \mid T$$

$$T \rightarrow (E) \mid \text{int} \mid \text{int} * T$$

- Hard to predict because
 - For T two productions start with int
 - For E it is not clear how to predict
- A grammar must be left-factored before it is used for predictive parsing

37

Left-Factoring Example

- Recall the grammar

$$E \rightarrow T + E \mid T$$

$$T \rightarrow (E) \mid \text{int} \mid \text{int} * T$$

- Factor out common prefixes of productions

$$E \rightarrow T X$$

$$X \rightarrow + E \mid \varepsilon$$

$$T \rightarrow (E) \mid \text{int} Y$$

$$Y \rightarrow * T \mid \varepsilon$$

38

LL(1) Parsing Table Example

- Left-factored grammar

$$E \rightarrow T X \qquad X \rightarrow + E \mid \varepsilon$$

$$T \rightarrow (E) \mid \text{int} Y \qquad Y \rightarrow * T \mid \varepsilon$$

- The LL(1) parsing table:

	int	*	+	()	\$
E	$T X$			$T X$		
X			$+ E$		ε	ε
T	$\text{int} Y$			(E)		
Y		$* T$	ε		ε	ε

39

LL(1) Parsing Table Example (Cont.)

- Consider the $[E, \text{int}]$ entry
 - "When current non-terminal is E and next input is int , use production $E \rightarrow T X$ "
 - This production can generate an int in the first place
- Consider the $[Y, +]$ entry
 - "When current non-terminal is Y and current token is $+$, get rid of Y "
 - Y can be followed by $+$ only in a derivation in which $Y \rightarrow \varepsilon$

40

LL(1) Parsing Tables: Errors

- Blank entries indicate error situations
 - Consider the $[E,*]$ entry
 - "There is no way to derive a string starting with $*$ from non-terminal E "

41

Using Parsing Tables

- Method similar to recursive descent, except
 - For each non-terminal S
 - We look at the next token a
 - And chose the production shown at $[S,a]$
- We use a stack to keep track of pending non-terminals
- We reject when we encounter an error state
- We accept when we encounter end-of-input

42

LL(1) Parsing Algorithm

```

initialize stack = <S $> and next
repeat
  case stack of
    <X, rest> : if T[X,*next] = Y1...Yn
                then stack ← <Y1...Yn rest>;
                else error();
    <t, rest> : if t == *next++
                then stack ← <rest>;
                else error();
until stack == <>
    
```

43

LL(1) Parsing Example

Stack	Input	Action
E \$	int * int \$	T X
T X \$	int * int \$	int Y
int Y X \$	int * int \$	terminal
Y X \$	* int \$	* T
* T X \$	* int \$	terminal
T X \$	int \$	int Y
int Y X \$	int \$	terminal
Y X \$	\$	ϵ
X \$	\$	ϵ
\$	\$	ACCEPT

	int	*	+	()	\$
E	T X				T X	
X			+ E		ϵ	ϵ
T	int Y			(E		
Y		* T	ϵ		ϵ	ϵ

Constructing Parsing Tables

- LL(1) languages are those defined by a parsing table for the LL(1) algorithm
- No table entry can be multiply defined
- We want to generate parsing tables from CFG

45

Constructing Parsing Tables (Cont.)

- If $A \rightarrow \alpha$, where in the line of A we place α ?
- In the column of \dagger where \dagger can start a string derived from α
 - $\alpha \rightarrow^* \dagger \beta$
 - We say that $\dagger \in \text{First}(\alpha)$
- In the column of \dagger if α is ε and \dagger can follow an A
 - $S \rightarrow^* \beta A \dagger \delta$
 - We say $\dagger \in \text{Follow}(A)$

46

Computing First Sets

Definition

$$\text{First}(X) = \{ \dagger \mid X \rightarrow^* \dagger \alpha \} \cup \{ \varepsilon \mid X \rightarrow^* \varepsilon \}$$

Algorithm sketch

1. $\text{First}(\dagger) = \{ \dagger \}$
2. $\varepsilon \in \text{First}(X)$ if $X \rightarrow \varepsilon$ is a production
3. $\varepsilon \in \text{First}(X)$ if $X \rightarrow A_1 \dots A_n$
and $\varepsilon \in \text{First}(A_i)$ for each $1 \leq i \leq n$
4. $\text{First}(\alpha) \subseteq \text{First}(X)$ if $X \rightarrow A_1 \dots A_n \alpha$
and $\varepsilon \in \text{First}(A_i)$ for each $1 \leq i \leq n$

47

First Sets: Example

- Recall the grammar

$$E \rightarrow T X$$

$$T \rightarrow (E) \mid \text{int } Y$$

$$X \rightarrow + E \mid \varepsilon$$

$$Y \rightarrow * T \mid \varepsilon$$

- First sets

$$\text{First}(()) = \{ (\}$$

$$\text{First}()) = \{) \}$$

$$\text{First}(+) = \{ + \}$$

$$\text{First}(*) = \{ * \}$$

$$\text{First}(\text{int}) = \{ \text{int} \}$$

$$\text{First}(T) = \{ \text{int}, (\}$$

$$\text{First}(E) = \{ \text{int}, (\}$$

$$\text{First}(X) = \{ +, \varepsilon \}$$

$$\text{First}(Y) = \{ *, \varepsilon \}$$

48

Computing Follow Sets

• Definition

$$\text{Follow}(X) = \{ t \mid S \rightarrow^* \beta X t \delta \}$$

• Intuition

- If $X \rightarrow A B$ then $\text{First}(B) \subseteq \text{Follow}(A)$
and $\text{Follow}(X) \subseteq \text{Follow}(B)$
- Also if $B \rightarrow^* \varepsilon$ then $\text{Follow}(X) \subseteq \text{Follow}(A)$
- If S is the start symbol then $\$ \in \text{Follow}(S)$

49

Computing Follow Sets (Cont.)

Algorithm sketch

1. $\$ \in \text{Follow}(S)$
2. $\text{First}(\beta) - \{\varepsilon\} \subseteq \text{Follow}(X)$
For each production $A \rightarrow \alpha X \beta$
3. $\text{Follow}(A) \subseteq \text{Follow}(X)$
For each production $A \rightarrow \alpha X \beta$ where $\varepsilon \in \text{First}(\beta)$

50

Follow Sets: Example

- Recall the grammar

$$E \rightarrow T X$$

$$T \rightarrow (E) \mid \text{int } Y$$

$$X \rightarrow + E \mid \varepsilon$$

$$Y \rightarrow * T \mid \varepsilon$$

- Follow sets

$$\text{Follow}(+) = \{ \text{int}, (\}$$

$$\text{Follow}(*) = \{ \text{int}, (\}$$

$$\text{Follow}(() = \{ \text{int}, (\}$$

$$\text{Follow}(E) = \{), \$ \}$$

$$\text{Follow}(X) = \{ \$,) \}$$

$$\text{Follow}(T) = \{ +,), \$ \}$$

$$\text{Follow}()) = \{ +,), \$ \}$$

$$\text{Follow}(Y) = \{ +,), \$ \}$$

$$\text{Follow}(\text{int}) = \{ *, +,), \$ \}$$

51

Constructing LL(1) Parsing Tables

- Construct a parsing table T for CFG G
- For each production $A \rightarrow \alpha$ in G do:
 - For each terminal $t \in \text{First}(\alpha)$ do
 - $T[A, t] = \alpha$
 - If $\varepsilon \in \text{First}(\alpha)$, for each $t \in \text{Follow}(A)$ do
 - $T[A, t] = \alpha$
 - If $\varepsilon \in \text{First}(\alpha)$ and $\$ \in \text{Follow}(A)$ do
 - $T[A, \$] = \alpha$

52

Notes on LL(1) Parsing Tables

- If any entry is multiply defined then G is not LL(1)
 - If G is ambiguous
 - If G is left recursive
 - If G is not left-factored
 - And in other cases as well
- Most programming language grammars are not LL(1)
- There are tools that build LL(1) tables

Review

- For some grammars there is a simple parsing strategy

Predictive parsing

- Next time: a more powerful parsing strategy