

Adaptive discontinuous Galerkin multiscale methods for elliptic problems: Energy norm a posteriori error estimate

Daniel Elfverson
daniel.elfverson@it.uu.se

Division of Scientific Computing
Uppsala University
Sweden

Outline

Background

Model problem

Discontinuous Galerkin (DG)

Multiscale method

Framework for Multiscale methods

Discretization

Decay of the fine scale solutions

Convergence

A posteriori error estimate

Adaptivity

Conclusions

Future work

Papers

- D. Elfverson, E. Georgoulis and A. Målqvist, Adaptive discontinuous Galerkin multiscale method: Energy norm a posteriori error estimate.

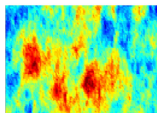
Model problem

Poisson's equation

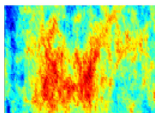
Given a polygonal domain $\Omega \subset \mathbf{R}^d$. We want to find u such that

$$\begin{aligned} -\nabla \cdot \alpha \nabla u &= f \text{ i } \Omega, \\ n \cdot \nabla u &= 0 \text{ on } \partial\Omega, \end{aligned}$$

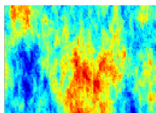
where α is bounded $0 < \alpha_0 \leq \alpha(x) \leq \alpha^0$, $f \in L^2(\Omega)$ and $\int_{\Omega} f \, dx = 0$. L^2 has the inner product $(u, v) = \int_{\Omega} uv \, dx$ and norm $\|u\|^2 = \int_{\Omega} u^2 \, dx$.



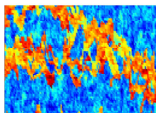
(a) $\frac{\alpha_{max}}{\alpha_{min}} \sim 10^5$



(b) $\frac{\alpha_{max}}{\alpha_{min}} \sim 10^5$



(c) $\frac{\alpha_{max}}{\alpha_{min}} \sim 10^5$



(d) $\frac{\alpha_{max}}{\alpha_{min}} \sim 10^6$

Figure: Permeabilities α projection in log scale and taken from the Society of Petroleum Engineer <http://www.spe.org/>

Weak formulation using a discontinuous Galerkin discretization (SIPG)

- Let Ω be subdivided into the partition $\mathcal{K} = \{K\}$ and Γ^I be the union of all interior edges.
- Let also \mathcal{V}^h be the space of all discontinuous piecewise linear polynomials.

The bilinear form and right hand side are defined as:

$$\begin{aligned} a(v, w) &= \sum_{K \in \mathcal{K}} (\alpha \nabla v, \nabla w)_K - \sum_{e \in \Gamma} (\mathbf{n} \cdot \{\alpha \nabla v\}, [w])_e \\ &\quad - \sum_{e \in \Gamma^I} (\mathbf{n} \cdot \{\alpha \nabla w\}, [v])_{\partial K} + \sum_{e \in \Gamma^I} \frac{\sigma_e}{h_e} ([v], [w])_e. \\ l(v) &= (f, v). \end{aligned}$$

The discontinuous Galerkin method reads: find $u_h \in \mathcal{V}^h$ s.t

$$a(u_h, v) = l(v) \text{ for all } v \in \mathcal{V}^h$$

Why do we need to resolve the coefficients?

Example with periodic coefficient

Consider Poisson's equation with periodic coefficient $\alpha = \alpha(x/\epsilon)$. For the finite element method, we have

$$\|\sqrt{\alpha}\nabla(u - u_h)\|_{L^2(\Omega)} \leq C \frac{H}{\epsilon} \|f\|_{L^2(\Omega)}$$

- Need $H \ll \epsilon$ for reliable results.
- Too computationally expensive to solve on a single mesh for many applications e.g flow in porous media and in composite materials.
- Want eliminate the ϵ dependence by using a multiscale method (Målqvist-Peterseim).

Framework for Multiscale methods

The problem is split into one coarse and fine scale contribution

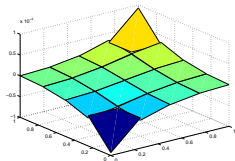
$$\mathcal{V}^h = \mathcal{V}_c \oplus \mathcal{V}_f^h.$$

- Let subdivide Ω into a coarse mesh $\mathcal{K}_c = \{K_c\}$.
- $\mathcal{V}_c = \text{span}\{\phi_i\} = \mathcal{I}_c \mathcal{V}^h$ and $\mathcal{V}_f^h = \{v \in \mathcal{V}^h : \mathcal{P}_c v = 0\}$, where $\mathcal{P}_c : \mathcal{V}^h \rightarrow \mathcal{V}_c$ is the L^2 projection onto the coarse mesh.
- Define the map $\mathcal{T} : \mathcal{V}_c \rightarrow \mathcal{V}_f^h$ as $a(\mathcal{T}v_c, v_f) = -a(v_c, v_f)$.

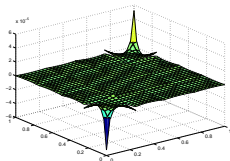
Split $U = U_c + \mathcal{T}U_c + U_f$ and $v = v_c + v_f$ where $u_c \in \mathcal{V}_c$, $v_f \in \mathcal{V}_f^h$.

$$a(U_c + \mathcal{T}U_c + U_f, v_c + v_f) = l(v_c + v_f)$$

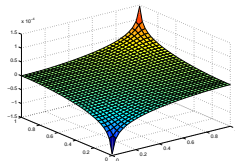
$$\text{for all } v_c \in \mathcal{V}_c \text{ and } v_f \in \mathcal{V}_f^h$$



(a) U_c



(b) $\mathcal{T}U_c + U_f$



(c) $U = U_c + \mathcal{T}U_c + U_f$

Fine scale

Let $v_c = 0$ to get the fine scale equations

$$a(\mathcal{T}U_c + U_f, v_f) = l(v_f) - a(U_c, v_f),$$

split into two equations

$$a(U_f, v_f) = l(v_f) \quad \forall v_f \in \mathcal{V}_f^h,$$

$$a(\mathcal{T}U_c, v_f) = -a(U_c, v_f) \quad \forall v_f \in \mathcal{V}_f^h.$$

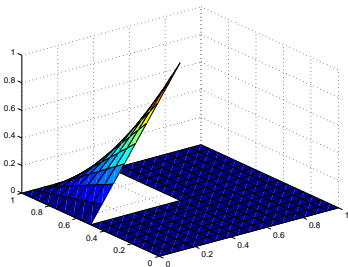
Coarse scale

Let $v_f = 0$ on the coarse scale

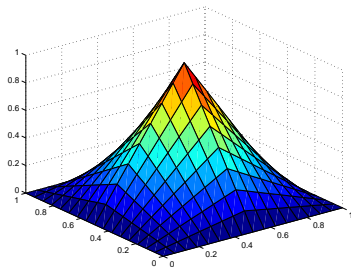
$$a(U_c + \mathcal{T}U_c, v_c) = l(v_c) - a(U_f, v_c) \quad \forall v_c \in \mathcal{V}_c$$

Multiscale method discretization

- $\tilde{\mathcal{T}}$ is the restriction of \mathcal{T} to a patch $\omega \subset \Omega$
- $\tilde{U}_f = \sum_{i \in \mathcal{N}} \tilde{U}_{f,i}$ where \mathcal{N} is the number of nodes.
- \mathcal{M}_i be all j s.t $\phi_j = 1$ in node i .
- Let also $\Phi_i = \sum_{j \in \mathcal{M}_i} \phi_j$



(d) ϕ_j



(e) $\Phi_i = \sum_{j \in \mathcal{M}_i} \phi_j$

Fine scale equations

For all $i \in \mathcal{N}$: find $\tilde{\mathcal{T}}\phi_j \in \mathcal{V}_f^h(\omega_i^L)$ and $U_{f,i} \in \mathcal{V}_f^h(\omega_i^L)$ for $j \in \mathcal{M}_i$ s.t

$$a(\tilde{\mathcal{T}}\phi_j, v_f) = -a(\phi_j, v_f), \quad \forall v_f \in \mathcal{V}_f^h(\omega_i^L),$$

$$a(\tilde{U}_{f,i}, v_f) = l(\Phi_i v_f), \quad \forall v_f \in \mathcal{V}_f^h(\omega_i^L).$$

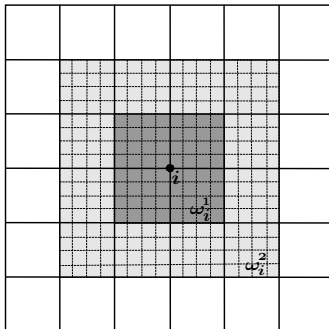
Coarse scale equation

Find $U_c \in \mathcal{V}_c$ s.t

$$a(U_c + \tilde{\mathcal{T}}U_c, v_c) = l(v_c) - (\tilde{U}_f, v_c), \quad \forall v_c \in \mathcal{V}_c.$$

Approximation of $\mathcal{T}U_c$ and U_f

Because of the local behavior in \mathcal{V}_f^h , $\mathcal{T}U_c$ and U_f can be solved on a subset ω_i^L instead of the whole domain Ω i.e. $V_f^h(\omega_i^L) \subset V_f^h$ (Målqvist-Peterseim).



Decay in V_f

Problem setting

- Let the computational domain be ω_i^L for $L = 1, 2, \dots, N$ where $\omega_i^L \subseteq \Omega$.
- Let also $\Phi_i = \sum_{j \in \mathcal{M}_i} \phi_j$
- The problem reads: find $\tilde{\mathcal{T}}\Phi_i \in \mathcal{V}^h(\omega_i^L)$

$$a(\tilde{\mathcal{T}}\Phi_i, v) = -a(\Phi_i, v), \quad \forall v \in \mathcal{V}^h(\omega_i^L).$$

- The reference solution $\mathcal{T}\Phi_i$ is the solution computed on $\omega_i^N = \Omega$.
- Coarse mesh is 8×8 element and reference grid is 64×64 elements.

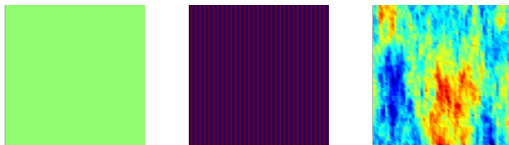


Figure: Permeabilities α .

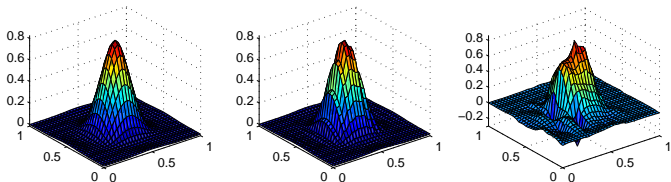



Figure: Example of $\tilde{\mathcal{T}}\Phi_i + \Phi_i$ computed on 2 layer patches.

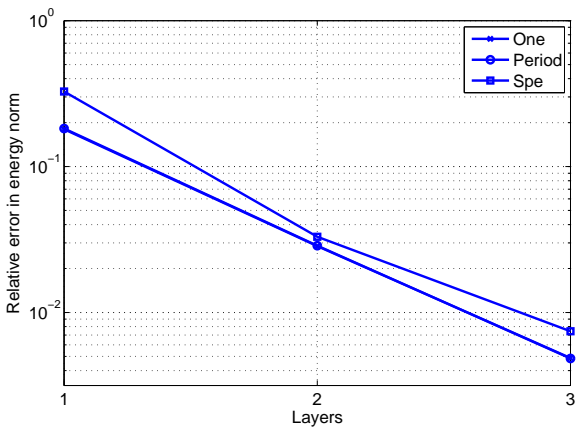


Figure: The error in relative error in broken energy norm with respect to the path size.

Convergence

Problem setting

- Consider the model problem (Poisson's equation)
- Keeping the refinement level constant and increasing the patch sizes $L = 1, \dots, N$ for all local problems.
- The coarse grid is 8×8 coarse elements.
- The reference solution U_{ref} is the DG solution computed on 64×64 elements.
- The right hand side is -1 in the lower left corner and 1 in the upper right.




Figure: Permeabilities α .

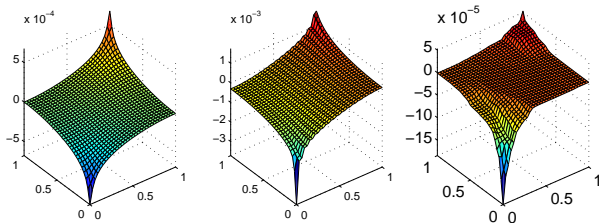


Figure: The reference solution to the model problem using the permeabilities *One*, *Period* and *SPE*

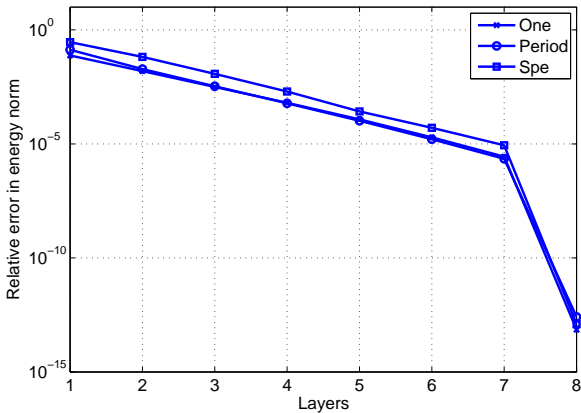


Figure: The relative error in broken energy norm with respect to the patch sizes.

A posteriori error estimate

- Let $\mathcal{E} = u - U$ where $U = U_c + \tilde{T}U_c + U_f$.
- $U_i = \sum_{j \in \mathcal{M}_i} U_{c,j}(\phi_j + \tilde{T}\phi_j) + U_{f,i}$.
- $\lesssim \Leftrightarrow \leq c$ when the constant c is independent of H , h and L .

Theorem (A posteriori error estimate)

The error \mathcal{E} satisfies the estimate

$$\left(\sum_{K \in \mathcal{K}} \|\sqrt{\alpha} \nabla \mathcal{E}\|_{L^2(K)}^2 \right)^{1/2} \lesssim \sum_{K \in \mathcal{K}_c} \rho_{h,K}^2 + \sum_{i \in \mathcal{N}} \rho_{L,\omega_i^t}^2,$$

where

$$\rho_{L,\omega_i^t}^2 = \sum_{e \in \Gamma^B(\omega_i^t) \setminus \Gamma^B} \rho_{L,\omega_i^t,e}^2,$$
$$\rho_{L,\omega_i^t,e} = \frac{H_{\omega_i^t}}{\sqrt{h_e \alpha_0}} \|n \cdot \{\alpha \nabla U_i\}\|_{L^2(e)} + \frac{H_{\omega_i^t} \sqrt{\sigma_e}}{h_e^{3/2}} \|[U_i]\|_{L^2(e)},$$

- L is proportional to $\log(h^{-1})$.

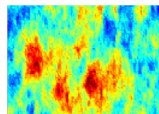
and

$$\begin{aligned}
 \rho_{h,K}^2 &= \sum_{K \in K_c} \frac{h}{\sqrt{\alpha_0}} \|f + \nabla \cdot \alpha \nabla U\|_{L^2(K)} \\
 &+ \sum_{e \in \Gamma^I(K_c)} \left[\sqrt{\frac{h_K}{\alpha_0}} \|n \cdot [\alpha \nabla U]\|_{L^2(e)} + \sqrt{\frac{\sigma}{h_K}} \|[U]\|_{L^2(e)} \right] \\
 &+ \sum_{e \in \Gamma^B(K_c) \setminus \Gamma^B} \frac{1}{2} \left[\sqrt{\frac{h_K}{\alpha_0}} \|n \cdot [\alpha \nabla U]\|_{L^2(e)} + \sqrt{\frac{\sigma}{h_K}} \|[U]\|_{L^2(e)} \right]. \\
 &+ \sum_{e \in \Gamma^B(K_c) \cap \Gamma^B} \sqrt{\frac{h_K}{\alpha_0}} \|n \cdot \alpha \nabla U\|_{L^2(e)},
 \end{aligned}$$

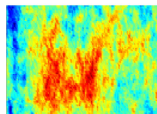
- $\rho_{L,\omega_i^t}^2$ measure the effect of the truncated patches.
- $\rho_{h,K}^2$ measure the effect of the refinement level.

Adaptivity

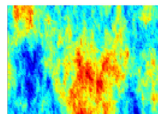
- Consider the model problem
- Using the a posteriori error estimate to construct an adaptive algorithm.
- Start with one refinement and 2 layers patches everywhere.
- Refine 30% of the coarse elements and increase 30% of the patch sizes in each iteration.
- Coarse mesh is 32×32 element and reference grid is 256×256 elements.
- The right hand side is -1 in the lower left corner and 1 in the upper right.



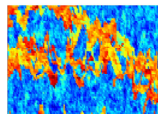
(a) $\frac{\alpha_{max}}{\alpha_{min}} \sim 10^5$



(b) $\frac{\alpha_{max}}{\alpha_{min}} \sim 10^5$



(c) $\frac{\alpha_{max}}{\alpha_{min}} \sim 10^5$



(d) $\frac{\alpha_{max}}{\alpha_{min}} \sim 10^6$

Figure: Permeabilities α projection in log scale.

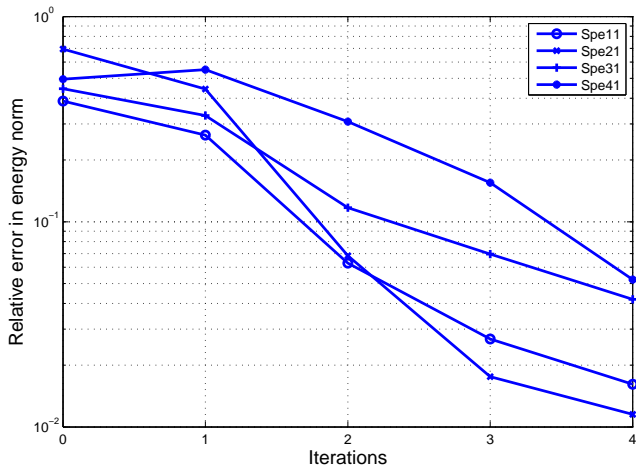



Figure: The relative error in broken energy norm with respect to number of iterations. Iteration 0 corresponds to the standard DG solution and iteration 1 the start values in the adaptive algorithm.

Figure (a) and (b) illustrates where the adaptive algorithm puts most effort

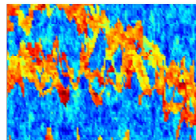
- Figure (a) corresponds to the refinements
- Figure (b) corresponds to the patch sizes.
- Figure (c) is the permeability α .



(a) Refine h_K



(b) Layers, L



(c) Layers, L

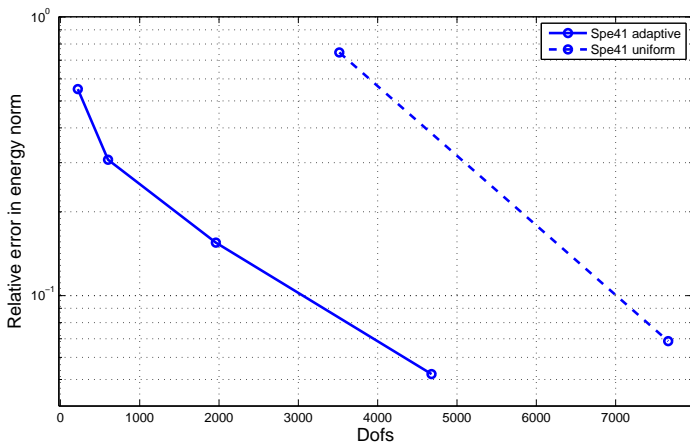


Figure: The relative error in broken energy norm with respect to the mean value of the degrees of freedom for the fine scale problems.

Conclusions

Advantage

- The fine scale problems are perfectly parallelizable.
- The exponential decay in the fine scale solution allows small patches.
- The error estimate and the adaptivity algorithm focus computational effort in critical areas.
- Very high aspect ratio in α can be solved.
- Possible to construct a conservative flux on the coarse scale.

Future work

- Using a discontinuous Galerkin method with weighted average.
- Solve the local problems iteratively with a appropriate preconditioner. Condition number scale nicely with H,h but not with $\alpha_{max}/\alpha_{min}$.
- Convergence of the discontinuous Galerkin multiscale method.
- 3D implementation.

Questions